

LEGENDA / LEGEND



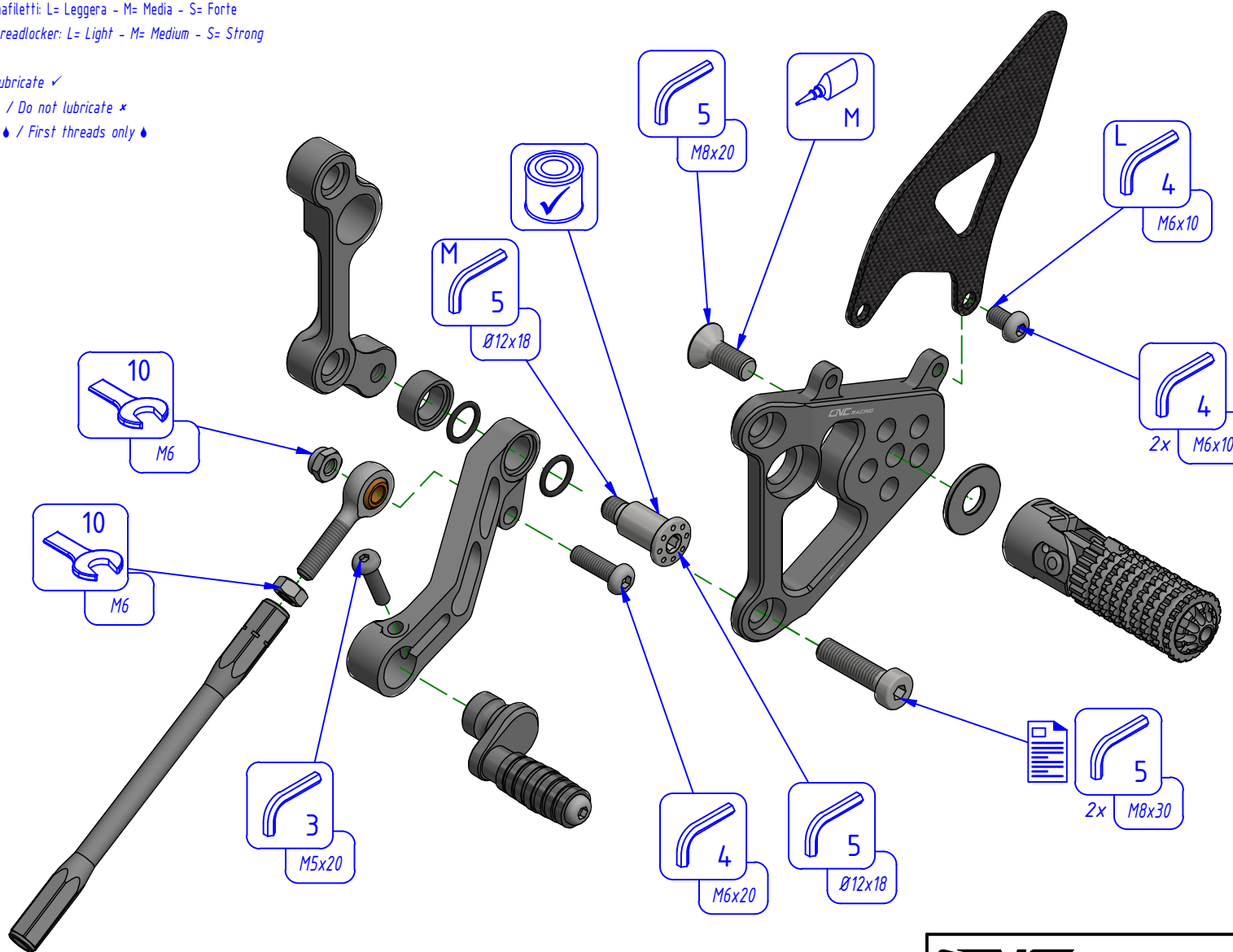
Bloccare con frenafili: L= Leggera - M= Media - S= Forte
Lock with the threadlocker: L= Light - M= Medium - S= Strong



Lubrificare ✓ / Lubricate ✓
Non lubrificare ✗ / Do not lubricate ✗
Solo primi filetti ◆ / First threads only ◆



INSTALLARE SECONDO PRESCRIZIONI DEL COSTRUTTORE
INSTALL ACCORDING TO THE MANUFACTURER REQUIREMENTS



LATO SINISTRO
LEFT SIDE

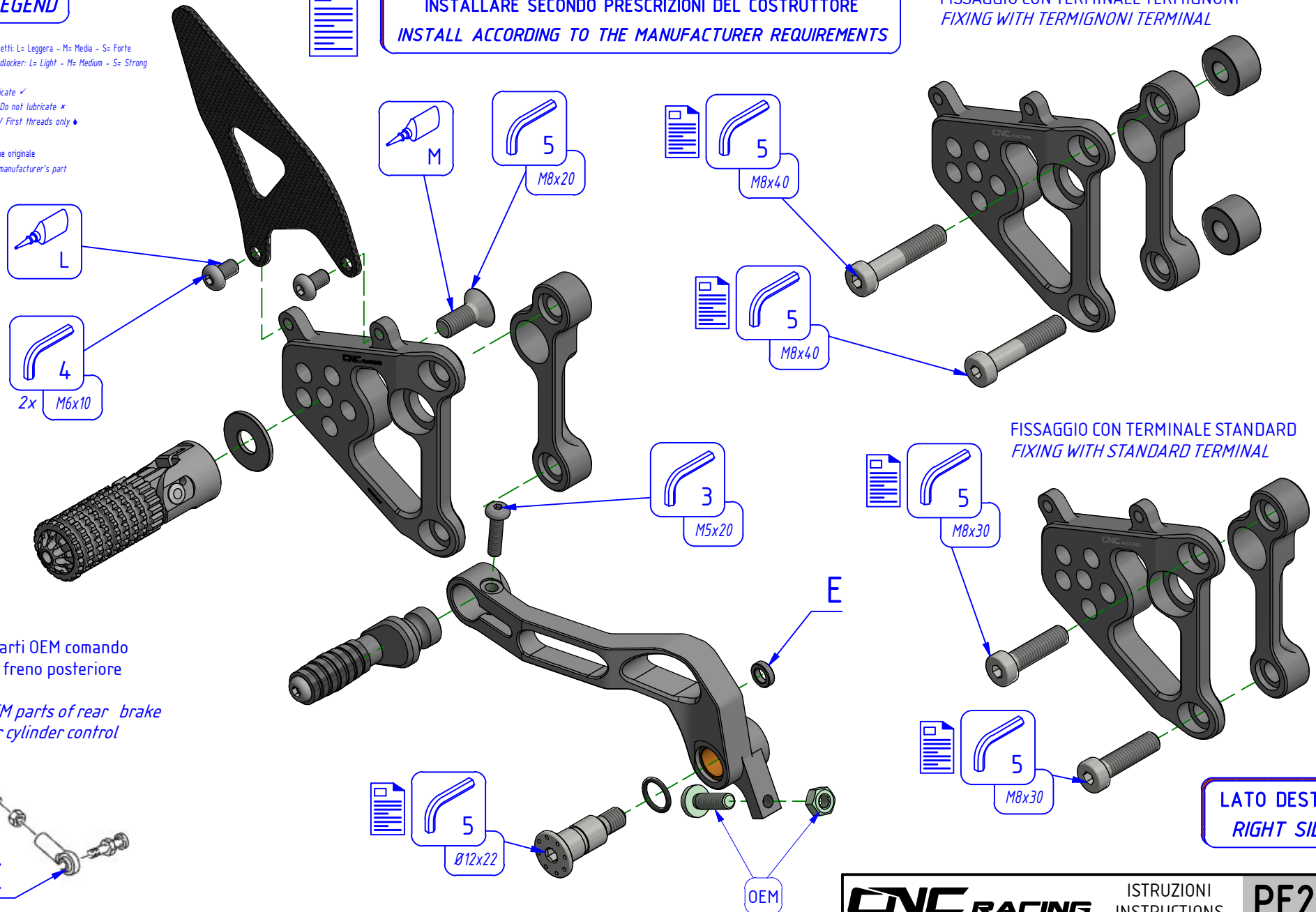
LEGENDA / LEGEND

- Bloccare con frenafili: L= Leggera - M= Media - S= Forte
Lock with the threadlocker: L= Light - M= Medium - S= Strong
- Lubrificare ✓ / Lubricate ✓
Non lubrificare ✗ / Do not lubricate ✗
Solo primi filetti ◆ / First threads only ◆
- Parte della dotazione originale
Original equipment manufacturer's part



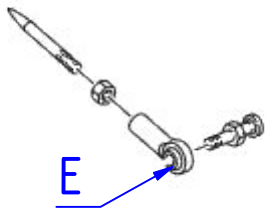
INSTALLARE SECONDO PRESCRIZIONI DEL COSTRUTTORE
INSTALL ACCORDING TO THE MANUFACTURER REQUIREMENTS

FISSAGGIO CON TERMINALE TERMIGNONI
FIXING WITH TERMIGNONI TERMINAL



Rif. E: Usare parti OEM comando pompa freno posteriore

Ref. E: Use OEM parts of rear brake master cylinder control



MANUTENZIONE E PULIZIA: AVVERTENZA - MAINTENANCE AND CLEANING: WARNING

PARTI ANODIZZATE e/o LEXAN: NON USARE sgrassatori a base acida o alcalina. Usare saponi neutri. Lavare a moto fredda, mai calda. No idropulitrice.
ANODIZED and / or LEXAN PARTS: DO NOT USE acid or alkaline based degreasers. Use neutral soaps. Wash on a cold bike, never hot. No pressure washer.